

# Gotham Audio Cables

## 2001 English



## First choice in professional audio wiring

For more than 23 years we have been supplying our superior range of professional audio cables to the audio-industry. We kept our range a unique assortment of professional products, not compromising our goal, a cable which meets the professional's demand for worry-free transportation of audio-signals.

Gotham Audio Cables feature the unique "**Double Reussen Shielding**"; 2 layers of 100% coverage with copper wires on the conductor(s) resulting in superb flexibility, best possible Rf-rejection (up to 130 dB!), easy and fast handling and long reliability.

Back in 1990, we introduced the first digital audio cable for the **AES/EBU** format (110 ohm balanced cables) and are now recognised as the premier manufacturer of digital audio cables. Today, we even offer a full range of multipair cables for AES/EBU digital audio signals with astonishing performance and flexibility.

In 1995, we have introduced a range of special, non corrosive, flame-retarding installation-cables, which are completely halogen-free and suitable for installation in public buildings, theatres, broadcast studios and units where flame-retarding cables are necessary. The first step to get around the dangerous and toxic PVC-material for cables. This range includes foil-shielded installation-cables as well as cables featuring our exclusive "Double Reussen Shielding".

In the same year we have decided to offer single-shielded cables with lower cost but same quality standards as our Gotham Audio Cables range under the trademark of DGS. Lower weight and smaller diameter multicore cables and high flexibility are only a few of the features of this new range of DGS Audio Cables.

Since 1997 the information in this booklet can also be accessed online on the **Internet**. Our address is <http://www.gotham.ch>, please refer to the section Gotham Audio Cables.

We know that you will find in this documentation the cables of your need. Should you require any additional information, or even samples, do not hesitate to contact us, or one of our distributors.



**Franz R. Ammann**

President of the Gotham Organisation  
at foundation 1958

Regensdorf, April 2001

### INDEX:

	<u>Page</u>
<b>Digital Audio Cables</b>	<b>3</b>
<b>Digital Multipair Cables</b>	<b>6</b>
<b>Foil-Shielded, Digital Multipair Cables</b>	<b>7</b>
<b>Double-Shielded Audio Cables</b>	<b>8</b>
<b>Double-Shielded Microphone Cables</b>	<b>10</b>
<b>3-Conductor Double-Shielded Audio Cables</b>	<b>12</b>
<b>4-Conductor Double-Shielded Audio Cables</b>	<b>13</b>
<b>Double-Shielded Multipair Cables</b>	<b>14</b>
<b>Foil-Shielded Audio Cables</b>	<b>16</b>
<b>Tube-Microphone Cables</b>	<b>17</b>
<b>Double-Shielded Unbalanced Audio Cables</b>	<b>18</b>
<b>Speaker-Cables</b>	<b>19</b>
<b>DGS Audio Cables</b>	<b>20</b>
<b>Single-Shielded Installation Cables</b>	<b>21</b>
<b>Halogenfree Cables</b>	
- Digital	<b>23</b>
- Digital Multipair Cables	<b>24</b>
- Analog	<b>25</b>
<b>Pricelist</b>	<b>26-27</b>

# Digital Audio Cables

Digital audio signals in the AES/EBU-format require an interconnect cable with the correct construction. A mismatch of the impedance, a too small conductor diameter (skin effect) or an impedance change in a cable run will cause digital errors (jitter), which are causing costly problems on your digital recording.

**All our AES/EBU cables can be used for analog installations as well!**

## Digital Audio Cables S/PDIF

### GAC-1 S/PDIF ( 10060 )

Flexible digital audio cable for S/PDIF digital data. Ideal cable to assemble with phono connectors (cinch). Worry-free transport of your digital data with the right constructed cable. Combination of braid shield and aluminium foil for best shielding.

#### Construction



- 1 = Jacket: Ø 3.9 mm max., purple
- 2 = Shield no. 1: Braid with tinned copper wires (0.10 mm)
- 3 = Shield no. 2: Aluminium-foil
- 4 = Insulation: Foam skin PE, 3.0 mm
- 5 = Conductor: 7 x 0.20 ( 0.27 mm<sup>2</sup>), tinned copper wires

#### Technical Specifications

Conductor resistance:		<	90 ohm/km
Attenuation:	at 1 MHz:	<	1.4 dB/100m
	at 6 MHz:	<	3.2 dB/100m
Insulation resistance:		>	10 gohm/km
Capacitance:		<	56 nF/km
Characteristic impedance:	at 1-6 MHz:		75 ohm

#### Ordering information

Type	Order no.	Diameter	Colour	Spool	Weight/Spool
GAC-1 S/PDIF	10060	4.9 mm	purple	100 m	3.0 Kg

**All Gotham Audio Cables can be sold per spool or as cutpiece by the meter**

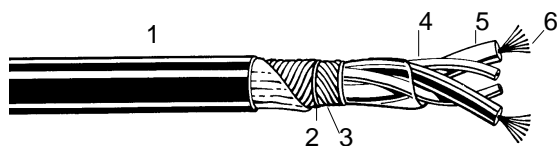


# Digital Audio Cables AES/EBU

We have found the stability of the impedance the most critical point in an AES/EBU-cable and our solution is the "Star-Quad" twisting of the two conductors with two PE-strands to hold the conductors always in place, even when the cable is being bent. Together with our unique "double Reussen shield" we have the perfect signal cable for AES/EBU digital audio without compromises in regard to flexibility and handling.

## GAC-2/mini AES/EBU ( 10620 )

Ultra-flexible installation cable for AES/EBU digital audio data. Highly stabilized 110 ohm impedance guaranteed with our unique "Star-Quad-Twinax"-construction. Compact size, so that the cable will fit easily in 25-pin D-SUB connectors but still perform excellent electrical specifications. This cable is used as element in our range of digital compact multipair cables. (16504-16512) Page 6.



### Construction

- |                   |  |
|-------------------|--|
| 1 = Jacket:       | PVC, Ø 3.6 mm, purple                                    |
| 2 = Shield no. 1: | Bare copper wire (0.10 mm)                               |
| 3 = Shield no. 2: | Bare copper wire (0.10 mm)                               |
| 4 = Cord (2):     | 'PP', quad twisted with 2 conductors                     |
| 5 = Insulation:   | Scum-'PP', Ø 1.15 mm                                     |
| 6 = Conductor:    | 19 x 0.1 mm (0.19 mm <sup>2</sup> ), tinned copper wires |

### Technical Specifications

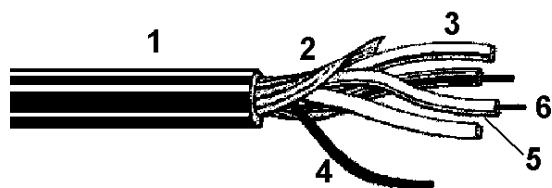
Conductor resistance:	<	110 ohm/km
Attenuation:	at 1 MHz:	< 3 dB/100m
	at 6 MHz:	< 7.5 dB/100m
Insulation resistance:	>	10 gohm/km
Capacitance:	<	55 nF/km
Characteristic impedance:	at 1-6 MHz:	110 ohm

### Ordering information

Type	Order no.	Diameter	Colour	Spool	Weight/Spool
GAC-2/mini AES	10620	3.6 mm	purple	200 m	5.1 Kg

## GAC-2/foil AES/EBU ( 10651 )

Digital installation cable for AES/EBU digital audio signals. Precise impedance run over the whole cable with quad-twisted strands (3). Large conductor diameter for accurate attenuation without skin-effect disturbances. Aluminium-foil is melt with jacket for easy removal of the shield with one handling. Drain wire for quick ground connection. Solid wire connection to IDT strips (such as Krone). This cable is used as element of our multipair cable #16312 (page 7).



### Construction

- |                 |   |
|-----------------|---|
| 1 = Jacket:     | PVC, Ø 4.5 mm, purple                               |
| 2 = Shield:     | PVC-coated aluminium-foil                           |
| 3 = Cord (2):   | PVC-strand, 1.3 mm, twisted with 2 conductors (5/6) |
| 4 = Drain wire: | Tinned copper wire, Ø 0.4 mm                        |
| 5 = Insulation: | Foam-skin 'PE', Ø 1.3 mm                            |
| 6 = Conductor:  | Copper wire, Ø 0.5 mm                               |

**Technical Specifications**

Conductor resistance:		<	98 ohm/km
Attenuation:	at 1 MHz:	<	2.5 dB/100m
	at 6 MHz:	<	6.5 dB/100m
Insulation resistance:		>	10 gohm/km
Capacitance:		<	55 nF/km
Characteristic Impedance:	at 1-6 MHz:		110 ohm

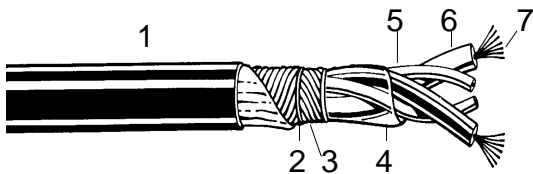
**Ordering Information**

Type	Order no.	Diameter	Colour	Spool	Weight/Spool
GAC-2/foil AES	10651	0.18 ( In. )	purple	328 ft.	6.2 lbs.

**GAC-2 AES/EBU ( 10601 )**

Flexible, low attenuation AES/EBU-cable, optimized for use with XLR-connectors or installations with long cable runs (> 100 m).

**Construction**



- 1 = Jacket: PVC, Ø 6.0 mm, purple
- 2 = Shield no. 1: Bare copper wires (0.10 mm)
- 3 = Shield no. 2: Bare copper wires (0.10 mm)
- 4 = Separation foil: PVC
- 5 = Cord (2): 'PE', quad twisted with 2 conductors, white and red
- 6 = Insulation: Scum-'PE', Ø 2.0 mm,
- 7 = Conductor: 7 x 0.25 mm (0.34 mm<sup>2</sup>), tinned copper wires

**Technical Specifications**

Conductor resistance:		<	62 ohm/km
Attenuation:	at 1 MHz:	<	2 dB/100m
	at 6 MHz:	<	5 dB/100m
Capacitance:		<	50 nF/km
	cond/cond:	<	100 nF/km
Insulation resistance:		>	10 gohm/km
Characteristic impedance:	at 1-6MHz		110 ohm

**Ordering Information**

Type	Order no.	Diameter	Colour	Spool	Weight/Spool
GAC-2 AES/EBU	10601	6.0 mm	purple	200 m	10.4 Kg

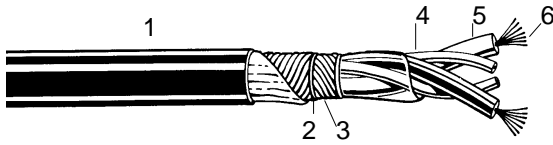


Visit [www.gotham.ch](http://www.gotham.ch).  
for prices,  
news and update  
specification

# Digital Multipair Audio Cables

Compact multipair cables with stabilized impedance of 110 ohm. The 4+8pair cable enables use with 25-pin D-SUB-connectors.

## Construction



- 1 = Jacket: PVC, Ø 3.6 mm, purple
- 2 = Shield no. 1: Bare copper wire (0.10 mm)
- 3 = Shield no. 2: Bare copper wire (0.10 mm)
- 4 = Cord (2): 'PP', quad twisted with 2 conductors
- 5 = Insulation: Scum-'PP', Ø 1.15 mm
- 6 = Conductor: 19 x 0.1 mm (0.19 mm<sup>2</sup>), tinned copper wires

## GAC-4pair mini AES (16504)


Diameter: 12.5 mm  
 Spool: Max. 250 m  
 Weight/m: 0.180 kg  
 Weight/Spool: 44.8 kg  
 Order no.: 16504



Ø 12.5 mm max.

## GAC-8pair mini AES (16508)

Diameter: 13.0 mm  
 Spool: Max. 200 m  
 Weight/m: 0.345 kg  
 Weight/Spool: 69.0 kg  
 Order no.: 16508



Ø 13 mm max.

Element #1: Ø 4.0 mm  
 Element #2-8: Ø 3.2 mm

## GAC-12pair mini AES (16512)



Ø 18.0 mm max.

Diameter: 18.0 mm  
 Spool: Max. 200 m  
 Weight/m: 0.440 kg  
 Weight/Spool: 88.0 kg  
 Order no.: 16512

## Technical Specifications

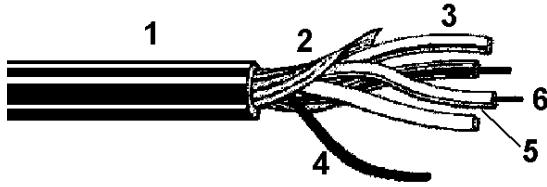
Conductor resistance:		<	110 ohm/km
Attenuation:	at 1 MHz:	<	3 dB/100m
	at 6 MHz:	<	7.5 dB/100m
Insulation resistance:		>	10 gohm/km
Capacitance:		<	55 nF/km
Characteristic impedance:	at 1-6 MHz:		110 ohm

## Ordering Information

Type	Order no.	Diameter	Colour	Spool	Weight/Spool
GAC-4pair mini AES	16504	12.5 mm	purple	Max. 250 m	44.8 kg
GAC-8pair mini AES	16508	13.0 mm	purple	Max. 200 m	69.0 kg
GAC-12pair mini AES	16512	18.0 mm	purple	Max. 200 m	88.0 kg

# Foil-Shielded, Digital Multipair Cables

Foil-shielded digital cables for transmission of AES/EBU data with stabilized impedance of 110 ohm. The aluminium-foil is melt with jacket for easy removal of the shield with one handling and it provides excellent specifications, even for analog signals. The single element is similar to GAC-2/foil AES/EBU (10651), but the conductor is made of bare copper wires.



## **Construction** (similar to GAC-2/foil AES 10651)

1 = Jacket:	PVC, Ø 4.5 mm, purple
2 = Shield:	PVC coated aluminium-foil
3 = Cord (2):	PVC-strand, 1.3 mm, twisted with 2 conductors (5/6)
4 = Drain wire:	Tinned copper wire, Ø 0.4 mm
5 = Insulation:	Foam-skin 'PE', Ø 1.3 mm
6 = Conductor:	Copper wire, Ø 0.5 mm

## GAC-4/foil AES/EBU (16304)

Diameter:	13.0 mm
Spool:	250 m
Weight/m:	0.140 kg
Weight/Spool:	35.0 kg
<b>Order no.:</b>	<b>16304</b>



Drain wire  
Aluminium foil

## GAC-8/foil AES/EBU (16308)


Diameter:	17.0 mm
Spool:	150 m
Weight/m:	0.280 kg
Weight/Spool:	42.0 kg
<b>Order no.:</b>	<b>16308</b>



Drain wire  
Aluminium foil

## GAC-12/foil AES/EBU (16312)

Diameter:	19.5 mm
Spool:	150 m
Weight/m:	0.420 kg
Weight/Spool:	63.0 kg
<b>Order no.:</b>	<b>16312</b>



3 elements (No. 1-3)

9 elements (No. 4-12)

PVC-jacket, purple, Ø 19.5 mm max.  
continuous printing each meter with length identification

## **Technical Specification**

Conductor resistance:		<	98 Ohm/km
Attenuation:	at 1 MHz:	<	2.5 dB/100m
	at 6 MHz:	<	6.5 dB/100m
Insulation resistance:		>	10 GOhm/km
Capacitance:		<	55 nF/km
Characteristic impedance:	at 1 - 6 MHz:		110 Ohm

## **Order information**

Type	Order no.	Diameter	Colour	Spool	Weight/Spool
GAC-4Pair foil AES	16304	13.0 mm	purple	250 m	35.0 kg
GAC-8Pair foil AES	16308	17.0 mm	purple	150 m	42.0 kg
GAC-12Pair foil AES	16312	19.5 mm	purple	150 m	63.0 kg

# Double-Shielded Audio Cables

The “double Reussen shield” is the unique feature of Gotham’s audio cable range. Two layers of 100% coverage with copper wires in opposite wound over the conductors will guarantee absolute maximum RF-rejection and remaining flexibility of the cables. No unwanted memory of cable bendings and easy assembling to your connector will convince every professional user.

This concept is what today's electrical “noisy” environment demands, to secure proper transportation of your audio data from A to B. The very low utilized signal must be protected. We feature several stages of protection with 2-, 3- and even 4-conductor (“Star-Quad”) microphone cables, special versions with different diameters, jacket-materials and colours are also available.

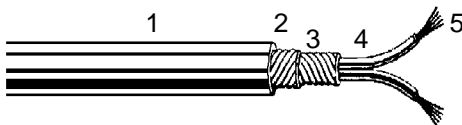

**No digital transmissions with analog cables!** For such signals, please do only use digital cables (pages 3 – 7).

## Double-Shielded Installation Cables

### GAC-2/1 ( 10301 )

Professional installation cable with small diameter, PE-insulation for low capacitance. Ideal for fixed installations and rack-wirings. The same construction is being used as single element in our range of analog multipair cables.

**Top Seller**



#### Construction

- 1 = Jacket: PVC, Ø 3.3 mm
- 2 = Shield no. 1: Bare copper wires (0.10 mm)
- 3 = Shield no. 2: Bare copper wires (0.10 mm)
- 4 = Insulation: PE, Ø 1.15 mm, wrapped conductors, red and white
- 5 = Conductor: 25 x 0.1 mm (0.20 mm<sup>2</sup>), bare copper wires

#### Technical Specifications

Conductor resistance:	<	110ohm/km
Shielding resistance:	<	22 ohm/km
Capacitance (at 800 Hz):	cond/cond:	< 90 nF/km
	cond/shield:	< 150 nF/km
Characteristic impedance:	at 20 kHz:	145 ohm
Test voltage:	cond/cond:	500 veff
	cond/shield:	2000 veff
Operating voltage:		Low voltage

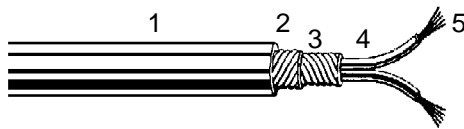
#### Ordering Information

Type	Order no.	Diameter	Colour	Spool	Weight/Spool
GAC-2/1	10301	3.5 mm	grey	300 m	6.3 kg

## GAC-2/1 CE halogen-free ( 10306 )

Professional halogen-free installation cable like GAC-2/1 with PE-insulation for low capacitance. Ideal for installations and rack-wirings. The non-corrosive material enables to use this cable for fixed installations in public buildings, where halogen-free products are demanded. The jacket is made of flame-retarded polyolefin material.

### Construction



- 1 = Jacket: Polyolefin, Ø 3.5 mm max.
- 2 = Shield no. 1: Bare copper wires (0.10 mm)
- 3 = Shield no. 2: Bare copper wires (0.10 mm)
- 4 = Insulation: PE, Ø 1.15 mm, wrapped conductors, red and white
- 5 = Conductor: Bare copper wires 25 x 0.1 mm (0.20 mm<sup>2</sup>)

### Technical Specifications

Conductor resistance:		<	110 ohm/km.
Shielding resistance:		<	22 ohm/km
Capacitance (at 800 Hz):	cond/cond:	<	90 nF/km
	cond/shield:	<	150 nF/km
Characteristic impedance:	at 20 kHz:		145 ohm
Test voltage:	cond/cond:		500 veff
	cond/shield:		2000 veff
Operating voltage:			Low voltage

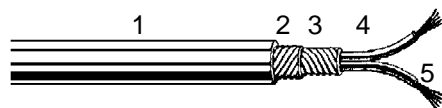
### Ordering Information

Type	Order no.	Diameter	Colour	Spool	Weight/Spool
GAC-2/1 CE	10306	3.5 mm	grey	300 m	6.4 kg

## GAC-2111 ( 10550 )

Rebuild of the legendary EMT-2111 audio cable with ultra-strong PUR-jacket. Ideal for outdoor use and installations, where mechanical strength of the cable is recommended.

### Conductor



- 1 = Jacket: PUR, Ø 4.5 mm
- 2 = Shield no. 1: Bare copper wires (0.10 mm)
- 3 = Shield no. 2: Bare copper wires (0.10 mm)
- 4 = Insulation: PE, Ø 1.20 mm, wrapped conductors, red and white
- 5 = Conductor: 28 x 0.1 mm (0.20 mm<sup>2</sup>), bare copper wires

### Technical Specifications

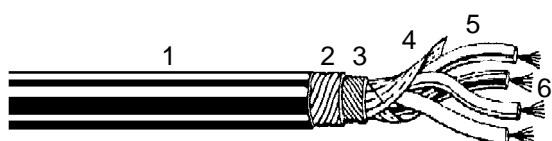
Conductor resistance:		<	110 Ohm/km
Shielding resistance:		<	22 Ohm/km
Capacitance (at 800Hz):	cond/cond:	<	90 nF/km
	cond/shield:	<	150 nF/km
Characteristic impedance:	at 20 kHz:		145 Ohm
Test voltage:	cond/cond:		500 Veff
	cond/shield:		2000 Veff
Operating voltage:			Low voltage

### Ordering Information

Type	Order no.	Diameter	Colour	Spool	Weight/Spool
GAC-2111	10550	4.5 mm	grey	150 m	4.6 kg

“Star-Quad” installation cable for use in extreme electrical noisy environments. The use of each two conductors for high and low signal will half the signal-loss and increase the RF-rejection to 130 dB in combination to our unique “double Reussen shield”.

**Construction**



- 1 = Jacket: PE, Ø 3.4 mm
- 2 = Shield no. 1: Bare copper wires (0.10 mm)
- 3 = Shield no. 2: Bare copper wires (0.10 mm)
- 4 = Fleece lining
- 5 = Insulation: PE, Ø 1.0 mm, quad twisted with 4 conductors, red, pink, white and yellow
- 6 = Conductor: 18 x 0.1 mm (0.14 mm<sup>2</sup>), bare copper wires

**Technical Specifications**

Conductor resistance:	< 138 ohm/3000 ft. =	Line resistance:	< 69 ohm/km
Shield resistance:			< 20 ohm/km
Capacitance:	cond/cond:		< 80 nF/km
	cond/shield		< 110 nF/km

**Ordering Information**

Type	Order no.	Diameter	Colour	Spool	Weight/Spool
GAC-4/1 mini	10901	3.4 mm	grey	250 m	6.4 kg

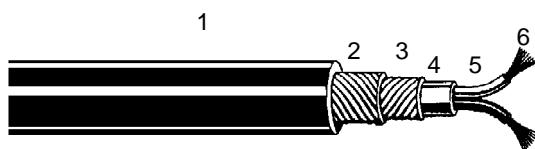
## Double-Shielded Microphone Cables

**GAC-2 ( 10401-10409 )**



Ultra-flexible professional audio cable for microphones. “double Reussen shield”, velvet matte non-light reflecting PVC-jacket material. A unique separation-tube between conductor and shields provides increased stability, flexibility and protection of the conductors. Ideal cable for accommodation of XLR-connectors (such as Deltron or Switchcraft!)

**Construction**



- 1 = Jacket: PVC, Ø 5.4 mm
- 2 = Shield no. 1: Bare copper wires (0.10 mm)
- 3 = Shield no. 2: Bare copper wires (0.10 mm)
- 4 = Separation: PVC, Ø 3.1 mm, white tube
- 5 = Insulation: PVC, white and brown Ø, 1.2 mm, twisted
- 6 = Conductor: 48 x 0.07 mm (0.20 mm<sup>2</sup>), bare copper wires

**Technical Specifications**

Conductor resistance:		<	110 ohm/km
Shield resistance:		<	20 ohm/km
Capacitance:	cond/cond:	<	160 nF/km
	cond/shield:	<	220 nF/km
Test voltage:	cond/cond:		500 veff
	cond/shield:		2000 veff

**Order Information**

Type	Order no.	Diameter	Colour	Spool	Weight/Spool
GAC-2	10405	5.4 mm	black	100 m	4.7 kg
GAC-2	10408	5.4 mm	black	600 m	28.5 kg
GAC-2	10409	5.4 mm	black	1000 m	38.6 kg
GAC-2	10401	5.4 mm	red	100 m	4.7 kg
GAC-2	10402	5.4 mm	grey	100 m	4.7 kg
GAC-2	10403	5.4 mm	pink	100 m	4.7 kg
GAC-2	10404	5.4 mm	blue	100 m	4.7 kg
GAC-2	10406	5.4 mm	yellow	100 m	4.7 kg
GAC-2	10407	5.4 mm	mint	100 m	4.7 kg

## GAC-2 V1 (low noise) ( 10421 )

Variation to our most popular GAC-2 microphone cable with the same construction as GAC-2 but the PVC-separation (4) has been made out of conductive material to improve the mechanical/noise performance. To improve the capacitance of the cable we have chosen to use PE as isolation material. This is the perfect 2-wire microphone cable without compromise.



### Construction

Same construction as GAC-2 except:

4 = Separation: PE Ø 3.1 mm black, with conductive plastic-layer  
 5 = Insulation: PE Ø 1.2 mm, white/brown

### Technical Specifications

Conductor resistance:	<	110 ohm/km
Shield resistance:	<	20 ohm/km
Capacitance:	cond/cond:	< 80 pF/m
	cond/shield:	< 140 pF/m
Test voltage:	cond/cond:	500 veff
	cond/shield:	2000 veff

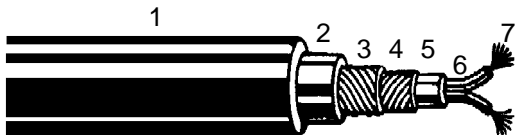
### Ordering Information

Type	Order no.	Diameter	Colour	Spool	Weight/Spool
GAC-2 V1	10421	5.4 mm	black	100 m	4.4 kg

## GAC-2 PUR ( 10502 )

Another version of our popular double-shielded microphone cable (GAC-2) with an additional polyurethane (PUR) jacket. This is the most reliable and strongest microphone cable available in the market. PUR-material is oil-, heat- and freeze-resistant and will protect the cable mechanically perfect!

### Construction



1 = Jacket:	PUR, Ø 5.4 mm
2 = Separation:	PVC, Ø 4.4 mm
3 = Shield no. 1:	Bare copper wires (0.10 mm)
4 = Shield no. 2:	Bare copper wires (0.10 mm)
5 = Separation:	PVC, Ø 3.1 mm., white
6 = Insulation:	PVC, Ø 1.2 mm, white and brown wrapped
7 = Conductor:	Bare copper wires 48 x 0.07 mm (0.20 mm <sup>2</sup> )

### Technical Specifications

Conductor resistance:	<	110 ohm/km
Shield resistance:	<	20 ohm/km
Capacitance:	cond/cond:	< 160 nF/km
	cond/shield:	< 220 nF/km
Test voltage:	cond/cond:	500 veff
	cond/shield:	2000 veff
Operating voltage:		Low voltage
Temperature range:		-40° to +80°C
Melting point:	outside-jacket (PUR)	160 to 195°C

### Ordering Information

Type	Order no.	Diameter	Colour	Spool	Weight/Spool
GAC-2 PUR	10502	5.4 mm	blue	100 m	4.5 kg

# 3-Conductor Double-Shielded Audio Cables

Why using three conductors for an audio signal? Here are some explanations:

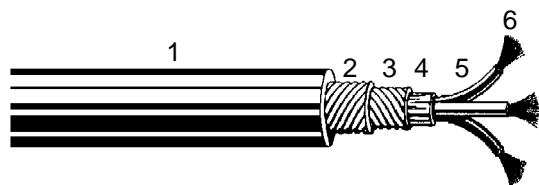
**Grounding/Shielding:** With the 3<sup>rd</sup> conductor put to ground, together with the two shields, we have increased RF-rejection to 115 dB (20 dB better than standard) at 25 kHz. This fact has also been confirmed at the AES-paper held by Mr. Neil A. Muncy ("Noise Susceptibility In Analog & Digital Signal Processing Systems") in November 1994, where the GAC-3 has been named as the best performing microphone cable available.

**Round Construction:** 3-conductor constructions are round constructions, and since the cable has the possibility to move in all directions, especially on the strain relief of a connector, the cable will survive more movement cycles.

**Phantom Power:** The 3<sup>rd</sup> conductor can be wired as a drain wire for a reliable connection of phantom power to the microphone without affecting the shield.

## GAC-3 ( 10701 )

Each conductor contains **96 bare copper wires**, 0.05 mm diameter each. This enables improved flexibility, better signal transport and a longer lifetime (moving cycles). There is also a „heavy-duty“-version available with an outside diameter of 5.8 mm.



### Construction

- |                   |  |
|-------------------|--|
| 1 = Jacket:       | PVC, Ø 5.0 mm  |
| 2 = Shield no. 1: | Bare copper wires (0.10 mm)                            |
| 3 = Shield no. 2: | Bare copper wires (0.10 mm)                            |
| 4 = Fleece lining |  |
| 5 = Insulation:   | PVC, Ø 1.2 mm, white, brown and green                  |
| 6 = Conductor:    | Bare copper wires 96 x 0.05 mm (0.20 mm <sup>2</sup> ) |

### Technical Specifications

Conductor resistance:	<	108 ohm/km
Shield resistance:	<	20 ohm/km
Capacitance (at 800 Hz):	cond/cond:	< 185 nF/km
	cond/shield:	< 300 nF/km
Characteristic Impedance:	at 10 kHz:	150 ohm
Test voltage:	cond/cond:	500 veff
	cond/shield:	2000 veff
Operating voltage:		Low voltage




### Ordering Information

Type	Order no.	Diameter	Colour	Spool	Weight/Spool
GAC-3	10701	5.0 mm	grey	100 m	4.1 kg
GAC-3	10702	5.0 mm	black	100 m	4.1 kg
GAC-3 (5.8 mm)	10801	5.8 mm	black	100 m	5.1 kg

**300 meter-spools upon request!**

**All Gotham Audio Cables can be sold per spool or as cutpiece by the meter**

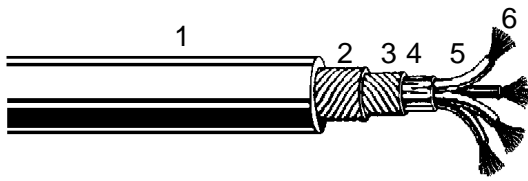


# 4-Cond. Double-Shielded Audio Cables (“Star-Quad”)

Gotham “Star-Quad” cables are the most advanced microphone cables currently available. We have combined an ultra flexible PVC-jacket, low capacitive PE-insulation, “double Reussen shielding” and quad-construction (4-conductor) for a truly professional cable at an affordable price. The “Star-Quad”-concept is known and recommended where the RF-rejection is the most important factor and where very long cable runs are needed. Since we use each 2 conductors for low and high signal we reduce the signal loss at 50% and the RF-rejection increases to approx. 130 dB (25 kHz).

## GAC-4/1 ( 11001 )

### Construction



- 1 = Jacket: PVC, Ø 5.4 mm, black
- 2 = Shield no. 1: Bare copper wires (0.10 mm)
- 3 = Shield no. 2: Bare copper wires (0.10 mm)
- 4 = Viscose fiber coat.: Counter wrapped to the twisted triple
- 5 = Insulation: PE, Ø 1.2 mm, white, ivory, pink and red, quad twisted
- 6 = Conductor: Bare copper wires 96 x 0.05 mm (0.20 mm<sup>2</sup>)

### Technical Specifications

Conductor resistance:	< 108 ohm/km	=	Line resistance:	<	54 ohm/km
Shield resistance:				<	20 ohm/km
Capacitance:	cond/cond:			<	65 pF/km
	cond/shield:			<	105 pF/km
Side circuit capacitance:					55 pF/m
Side/side circuit capacitance:					135 pF/m
Noise attenuation:					130 dB
Characteristic impedance:	at 20 kHz:				180 ohm
Test voltage:	cond/cond:				500 veff
	cond/shield:				2000 veff
Operating voltage:					Low voltage

### Ordering Information

Type	Order no.	Diameter	Colour	Spool	Weight/Spool
GAC-4/1	11001	5.4 mm	black	100 m	4.6 kg
GAC-4/1	11002	5.4 mm	black	300 m	13.4 kg

### Wiring diagram (GAC-4/1 and GAC-4/1 mini)

#### GAC-4/1 mini: XLR-Connector:

- 1 = red - pin 2
- 2 = pink - pin 2
- 3 = white - pin 3
- 4 = yellow - pin 3
- 5 = shield 1+2 - pin 1


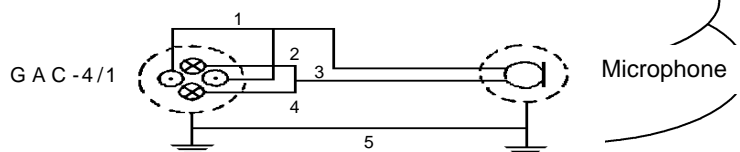
#### GAC-4/1: XLR-Connector:

- 1 = red - pin 2
- 2 = pink - pin 2
- 3 = white - pin 3
- 4 = ivory - pin 3
- 5 = shield 1+2 - pin 1



### Wiring diagram

- 1= red
- 2= pink
- 3= white
- 4= Ivory (yellow)
- 5= Shield1+2

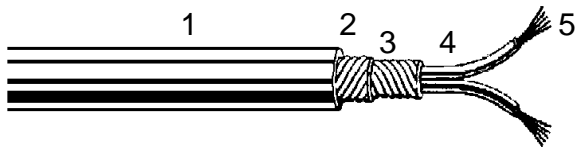


# Double-Shielded Multipair Cables

Each pair of conductors is protected by our exclusive “double Reussen shield”. Two layers of copper wires with each 100% coverage secure minimal crosstalk, maximal RF-rejection and excellent flexibility of the whole construction. With this concept of shielding and protection, the cable is the best possible consens of reliability, flexibility and signal protection. Gotham multipair cables come in various combinations from 2pair up to 34pair, per meter, in cut length or standard spools. All multipair cables are numbered each meter for easy length termination.

## Construction of one pair

(same as GAC-2/1)



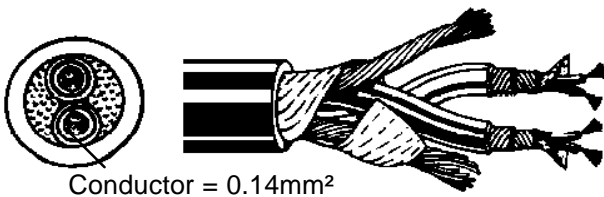
### Construction

- 1= Jacket (3.3 mm)
- 2= Shield no. 1
- 3= Shield no. 2
- 4= Insulation
- 5= Conductor (0.20 mm<sup>2</sup>)

### Technical Specifications

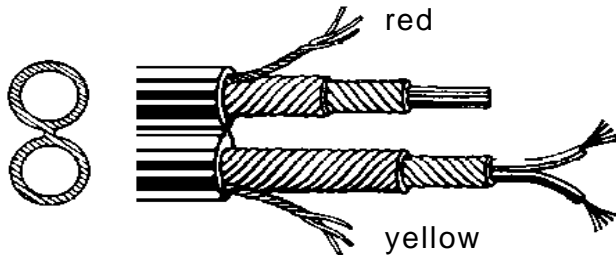
Conductor resistance:	<110 ohm/km
Shield resistance:	<22 ohm/km
Capacitance at 800 Hz:	
Cond/cond:	<90 nF/km.
Cond/shield:	<150 nF/km

## GAC-2pair (round) ( 13001 )





Diameter:	7.3 mm
Spool:	150 m
Weight/m:	0.061 kg
Weight/spool:	9.8 kg
Order no.:	<b>13001</b>

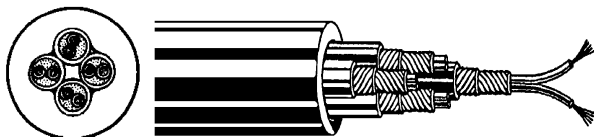
## GAC-2pair (flat) ( 12001 )



Diameter:	4.0 x 8.0 mm
Spool:	200 m
Weight/m:	0.061 kg
Weight/spool:	11.9 kg
Order no.:	<b>12001</b>

 **Top Seller** 

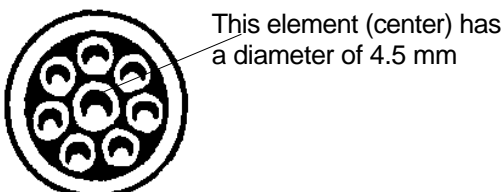
## GAC-4pair ( 14001 )



Diameter:	11.0 mm
Spool:	300 m
Weight/m:	0.151 kg
Weight/spool:	50.0 kg
Order no.:	<b>14001</b>

Identification of each pair with individual number on jacket

## GAC-8pair ( 14003 )



Diameter:	14.0 mm
Spool:	200 m
Weight/m:	0.290 kg
Weight/spool:	63.1 kg
Order no.:	<b>14003</b>

Identification of each pair with individual number on jacket

## GAC-10pair ( 14004 )

Diameter: 17.0 mm  
 Spool: 200 m  
 Weight/m: 0.400 kg  
 Weight/spool: 61.9 kg  
**Order no.:** 14004



Identification of each pair with individual number on jacket.

## GAC-12pair ( 14005 )

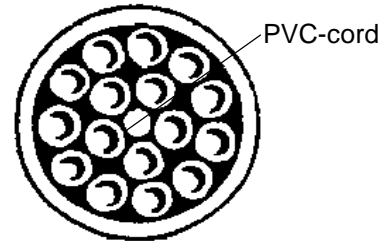


Diameter: 18.0 mm  
 Spool: 200 m  
 Weight/m: 0.370 kg  
 Weight/spool: 82.0 kg  
**Order no.:** 14005

Identification of each pair with individual number on jacket

## GAC-16pair ( 14006 )

Diameter: 20.0 mm  
 Spool: 150 m  
 Weight/m: 0.490 kg  
 Weight/spool: 78.0 kg  
**Order no.:** 14006



Identification of each pair with individual number on jacket

## GAC-24pair ( 14009 )

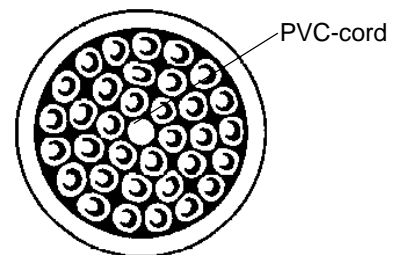


Diameter: 24.0 mm  
 Spool: 100 m  
 Weight/m: 0.730 kg  
 Weight/spool: 77.5 kg  
**Order no.:** 14009

Identification of each pair with individual number on jacket

## GAC-34pair ( 14012 )

Diameter: 28.5 mm  
 Spool: 100 m  
 Weight/m: 0.950 kg  
 Weight/spool: 99.7 kg  
**Order no.:** 14012



Identification of each pair with individual number on jacket

### Ordering Information

Type	Order no.	Diameter	Colour	Spool	Weight/Spool
GAC-2pair (round)	13001	7.3 mm	gray	150 m	9.8 kg
GAC-2pair (flat)	12001	4.0 x 8.0 mm	gray	200 m	11.9 kg
GAC-4pair	14001	11.0 mm	gray	Max. 300 m	50.0 kg
GAC-8pair	14003	14.0 mm	gray	Max. 200 m	63.1 kg
GAC-10pair	14004	17.0 mm	gray	Max. 200 m	68.6 kg
GAC-12pair	14005	18.0 mm	gray	Max. 200 m	82.0 kg
GAC-16pair	14006	20.0 mm	gray	Max. 150 m	78.0 kg
GAC-24pair	14009	24.0 mm	gray	Max. 100 m	77.5 kg
GAC-34pair	14012	28.5 mm	gray	Max. 100 m	99.7 kg

# Foil-Shielded Audio Cables

In spite of our philosophy offering only unique double-shielded audio cables, we understand that there are cases where the high effective shielding is not needed because the RF-rejection does not matter or is not present at all. For such applications we offer a range of foil-shielded installation cables at a lower price but featuring the "Gotham Quality".

**GAC-2/foil ( 10202 )**

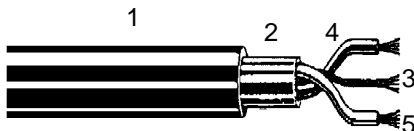


**Top Seller**



Foil-shielded installation cable using 7 tinned bare copper wires for IDT. Designed for wiring balanced audio signals in a metal environment. Aluminium-foil is melt with the PVC-jacket and will come off automatically when the PVC-jacket will be removed. The twisting of each 7 strands is as tight that, once peeling the insulation off, the strands do not come apart and the cable can be installed without additional handling.

### Construction



1 = Jacket:	PVC, Ø 3.0 mm, black
2 = Shield:	Aluminium-Polyester foil
3 = Drain wire:	Tinned bare copper wires , 7 x 0.20 (0.22 mm <sup>2</sup> )
4 = Insulation:	PVC, Ø 1.1 mm
5 = Conductor:	Tinned bare copper wires, 7 x 0.20 mm (0.22 mm <sup>2</sup> )

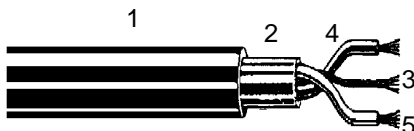
### Technical Specifications

Conductor resistance:	<	90 ohm/km
Shield resistance:	<	65 ohm/km
Capacitance:	cond/cond:	< 150 nF/km
	cond/shield:	< 260 nF/km
Test voltage:	cond/cond:	500 veff
	cond/shield:	1500 veff

**GAC-2/foil CE halogen-free ( 10206 )**

Foil-shielded, halogen-free installation cable. The non-corrosive material chosen enables to use this cable in fixed installations or public buildings, where halogen-free products are demanded. The jacket is made of flame-retarded polyolefin material.

### Construction



1 = Jacket:	Polyolefin, Ø 3.0 mm, black
2 = Shield:	Aluminium-Polyester foil
3 = Drain wire:	Tinned bare copper wires, 7 x 0.20 mm (0.22 mm <sup>2</sup> )
4 = Insulation:	PE, Ø 1.1 mm
5 = Conductor:	Tinned bare copper wires, 7 x 0.20 mm (0.22 mm <sup>2</sup> )

### Technical Specifications

Conductor resistance:	<	90 ohm/km
Shield resistance:	<	65 ohm/km
Capacitance:	cond/cond:	< 150 nF/km
	cond/shield:	< 260 nF/km
Test voltage:	cond/cond:	500 veff
	cond/shield:	1500 veff

## GAC-2/mini ( 10102 )

Small size, foil-shielded installation cable using solid wires. Designed for wiring balanced audio signals in a metal environment. Aluminium foil is melt with the PVC-jacket and will come off automatically.

### Construction



- 1 = Jacket: PVC, Ø 2.20 mm
- 2 = Shield: Aluminium-Polyester, foil-wrapped
- 3 = Drain wire: (to shield) tinned bare copper wires 0.37 mm (0.11 mm<sup>2</sup>)
- 4 = Insulation: PVC, Ø 0.72 mm, white and brown
- 5 = Conductor: Bare copper wires 0.37 mm (0.11 mm<sup>2</sup>)

### Technical Specifications

Conductor resistance:		<	183 ohm/km
Capacitance:	cond/cond:	<	140 pF/m
	cond/shield:	<	240 pF/m
Test voltage:	cond/cond:		500 veff
	cond/shield:		500 veff
Operating voltage:			Low voltage

### Ordering Information

Type	Order no.	Diameter	Colour	Spool	Weight/Spool
GAC-2/foil	10202	3.0 mm	black	300 m	5.1 kg
GAC-2/foil CE	10206	3.0 mm	black	300 m	5.1 kg
GAC-2/mini	10102	2.2 mm	grey	500 m	4.2 kg

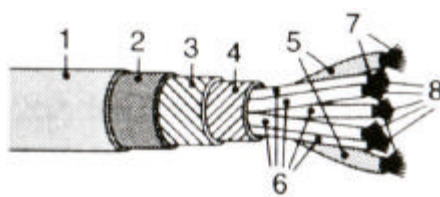
**Foil-shielded multipair cables please refer to page 6!**

# Tube-Microphone Cables

## GAC-7 Tube ( 20101 )

Specially designed microphone cable for tube microphones (7 conductors!). Ultra-flexible design and best possible electrical values for an affordable price.

### Construction



- 1 = Jacket: PVC, Ø 6.2 mm, gray
- 2 = Shield no. 1: Bare copper wires (0.10 mm)
- 3 = Shield no. 2: Bare copper wires (0.10 mm)
- 4 = Fleece lining
- 5 = Insulation A: PE, Ø 1.50 mm
- 6 = Insulation B: PE, Ø 1.10 mm
- 7 = Conductor A: 252 x 0.05 mm, bare copper wires (0.50 mm<sup>2</sup>)
- 8 = Conductor B: 72 x 0.05 mm, bare copper wires (0.14 mm<sup>2</sup>)

### Technical Specifications

Conductor resistance:	cond. A:	<	40 ohm/km
	cond. B:	<	145 ohm/km
Insulation resistance:		>	15 gohm/km
	Capacitance:	cond/cond:	< 90 nF/km
Test voltage:	cond/shield:		160 nF/km
	cond/cond:		500 veff
	cond/shield:		2000 veff

### Ordering Information

Type	Order no.	Diameter	Colour	Spool	Weight/Spool
GAC-7 Tube	20101	6.2 mm	grey	200 m	12.5 kg

# Double-Shielded Unbalanced Audio Cables

There are two major categories of noise affect in all audio cables: Electrical interference and microphonics. Unbalanced single-core audio cables are much more sensitive to electrical interference than balanced cables, which have the ability to mutually cancel EMI, because of their twisted pair configuration. Microphonic noise is caused by a static charge generated when the conductor is being rubbed against its insulation. This occurs to some degree, whenever the cable is being moved. The microphonic effect is evident by a clicking noise in the system, usually occuring while the cable is being handled or moved.

Gotham's GAC-1 unbalanced cable has been engineered to minimize even these effects.

## ADVANTAGES

### 1. RF-protection by "double Reussen shield"

### 2. Low microphonics

A conductive PVC-layer over the conductor's insulation enables any static build up to leak to the shield and to be grounded before any harmful effects occur (refer to item 5 of figure).

### 3. Jacket

A compact, yet tough and flexible jacket protects the cable.

## GAC-1 ( 10001 )

### Construction



- 1 = Jacket: PVC, Ø 5.3 mm
- 2 = Separation: Viscose
- 3 = Shield no. 1: Bare copper wires (0.10 mm)
- 4 = Shield no. 2: Bare copper wires (0.10 mm)
- 5 = Layer: PVC, half-conductive
- 6 = Insulation: PE, Ø 1.25 mm
- 7 = Conductor: Bare copper wires, 48 x 0.07 mm (0.20 mm<sup>2</sup>)

### Technical Specifications

Conductor resistance:	<	110ohm/km
Shield resistance:	<	28 ohm/km
Capacitance:	<	160 nF/km
Test voltage:		1000 v <sub>eff</sub> (2 minutes)

### Ordering Information

Type	Order no.	Diameter	Colour	Spool	Weight/Spool
GAC-1	10001	5.3 mm	red	100 m	4.1 kg
GAC-1	10004	5.3 mm	blue	100 m	4.1 kg
GAC-1	10005	5.3 mm	yellow	100 m	4.1 kg
GAC-1	10008	5.3 mm	black	100 m	4.1 kg

# Speaker-Cables

Speaker-cables are transporting very high levels. In a perfect situation we want to have the lowest possible resistance between amplifier and speaker. In order to get as close as possible to this figure, one should accommodate as much copper to the connector as possible to minimize the energy loss and the possible change of the sound performance of your system. Using a cable with a too small diameter can result the copper to transport the energy to its saturation, which will first decrease the level of high frequencies (cable gets warm or even hot!) and affect your sound level and quality.

Gotham currently offers two different types of speaker-cables, which can be combined as single-line, stereo-line or biphaselines. You can even put the lines together for lower resistance.

All Gotham speaker-cables are protected with ultra-strong oil-, heat- and cold-resistant polyurethan (PUR) jacket. The double-layer copper-strands for the outside line are built to keep a good flexibility and the stronger stranding of the center-conductor (line) will keep the unwanted memory (bendings) to the minimum.

## GAC-SPK 2 x 2.5mm<sup>2</sup> (Quaxial) ( 50150 )

### Construction



1 = Jacket:	PUR, Ø 6.8 mm
2 = Separation:	PVC, Ø 6.1 mm
3 = Shield no. 1:	Bare copper wires (0.13 mm)
4 = Shield no. 2:	Bare copper wires (0.13 mm) } 2.50 mm <sup>2</sup>
5 = Insulation:	PVC, Ø 4.0 mm
6 = Conductor:	Bare copper wires 50 x 0.25 mm (2.50 mm <sup>2</sup> )

### Technical Specifications

Conductor resistance:	<	7.6 ohm/km
Shield resistance:	<	7.8 ohm/km
Capacitance:	cond/cond:	< 450 nF/km
Test voltage:	cond/cond:	800 veff
Insulation resistance:	>	200 mohm/km
Temperature range:	flexible installation:	-5°C to +50°C
	fix installation:	-30°C to +70°C

Type	Order no.	Diameter	Colour	Spool	Weight/Spool
GAC-SPK 2x2.5mm <sup>2</sup>	10001	6.8 mm	blue	200 m	19.2 kg



Visit [www.gotham.ch](http://www.gotham.ch).  
for prices,  
news and update  
specification

# DGS Audio Cables

The price should no longer be a reason to go for sub-standard cables. Our single-shielded DGS audio cables are manufactured to the same quality standards (ISO 9001) as our double-shielded Gotham audio cables.

The compromise in this cable-range is the shield. By saving one shield we are now able to offer a high quality cable at a much lower price without lessening the mechanical quality.

## Single-Shielded Unbalanced Audio Cables

### DGS-1 ( 60001 )

Unbalanced, single-shielded instrumental-cable with special low-noise construction to minimize microphonic effects while the cable is being handled or moved.

#### Construction



- 1 = Jacket: PVC, Ø 6.00 mm max.
- 2 = Shield: Bare copper wires, 0.10 mm
- 3 = Conductive PE-layer
- 4 = Insulation: PE, Ø 1.50 mm
- 5 = Conductor: 7 x 0.20 mm (0.19 mm<sup>2</sup>)

#### Technical Specifications

Conductor resistance:	<	90 ohm/km
Shield resistance:	<	45 ohm/km
Insulation resistance:	>	1 gohm/km
Capacitance:	<	115 nF/km
Test voltage:		1000 veff
Temperature range:	flexible installation:	-5° to +50° C
	fix installation:	-30° to +70° C

#### Ordering Information

Type	Order no.	Diameter	Colour	Spool	Weight/Spool
DGS-1	60008	6.0 mm	black	100 m	4.5 kg

## 2-Conductor Single-Shielded Audio Cables

Single-shielded, balanced microphone cable with a high-flexible velvet faint PVC-jacket.

### DGS-2 ( 70108 )

#### Construction



- 1 = Jacket: PVC, Ø 6.00 mm max.
- 2 = Shield: Bare copper wires, 0.10 mm
- 3 = Filling material: Viscose
- 4 = Insulation: PE, Ø 1.50 mm
- 5 = Conductor: 28 x 0.10 mm ( 0.19 mm<sup>2</sup> ), bare copper wires

### Technical Specifications

Conductor resistance:		<	90 ohm/km
Shield resistance:		<	30 ohm/km
Insulation resistance:		>	200 mohm/km
Capacitance:	cond/cond:	<	125 nF/km
	cond/shield:	<	190 nF/km
Test voltage:	cond/cond:		500 veff
	cond/shield:		1000 veff
Temperature range:	flexible installed:		-5° to +50° C
	fix installed:		-30° to +70° C



### Ordering Information

Type	Order no.	Diameter	Colour	Spool	Weight/Spool
DGS-2	70108	6.0 mm	black	100 m	4.5 kg

## Single-Shielded Installation Cables

Single-shielded audio cable for installation purposes and interconnections in racks. Low capacitance and small diameter. Similar element is being used in the DGS multipair cables.

### **DGS-2/1 ( 40301 )**

#### Construction



- 1 = Jacket: PVC, Ø 3.8 mm max.
- 2 = Shield: 64 Bare copper wires, 0.10 mm
- 3 = Insulation: PE, Ø 1.50 mm, wrapped conductors red and white
- 4 = Conductor: Bare copper wires 25 x 0.10 mm ( 0.16 mm<sup>2</sup> )

### Technical Specifications

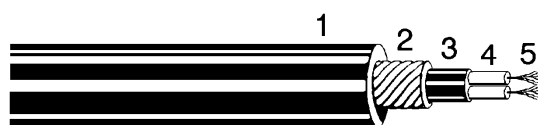
Conductor resistance:		<	110 ohm/km
Shield resistance:		<	22 ohm/km
Capacitance:	cond/cond:	<	90 nF/km
	cond/shield:	<	150 nF/km
Test voltage:	cond/cond:		500 veff
	cond/shield:		2000 veff
Characteristic impedance:	at 20 kHz:		145 ohm

### Ordering Information

Type	Order no.	Diameter	Colour	Spool	Weight/Spool
DGS-2/1	40301	3.8 mm	black	300 m	6.6 kg

## Single-Shielded Multipair Cables

From our "low cost"-range we do offer 4 types of multipair cables. There is also a 48-pair cable, which is not available in the GAC-range. Compact design and high flexibility!



#### Construction

- 1 = Jacket: PVC, Ø 3.8 mm max.
- 2 = Shield: 64 Bare copper wires, 0.10 mm
- 3 = Insulation: PE, Ø 1.50 mm, wrapped conductors red and white
- 4 = Conductor: Bare copper wires 25 x 0.10 mm ( 0.16 mm<sup>2</sup> )

# Single-Shielded Multipair Cables

## DGS-8pair ( 34008 )

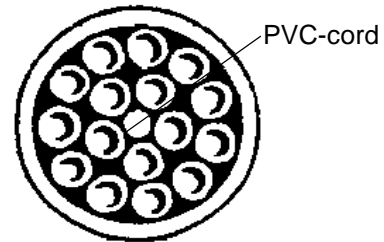


Diameter: 13.0 mm  
 Spool: 200 m max.  
 Weight/m: 0.191 kg  
 Weight/spool: 43.300 kg ( 200 m )  
**Order no.:** 34008

Identification of each pair with individual number on jacket


## DGS-16pair ( 34016 )

Diameter: 18.0 mm  
 Spool: 150 m max.  
 Weight/m: 0.355 kg  
 Weight/spool: 57.250 kg (150 m.)  
**Order no.:** 34016



Identification of each pair with individual number on jacket

## DGS-24pair ( 34024 )




Diameter: 23.0 mm  
 Spool: 100 m max.  
 Weight/m: 0.532 kg  
 Weight/spool: 57.700 kg (100 m)  
**Order no.:** 34024

Identification of each pair with individual number on jacket.

## DGS-48pair ( 34048 )

Diameter: 30.0 mm  
 Spool: 100 m max.  
 Weight/m: 0.908 kg  
 Weight/spool: 95.300 kg (100 m)  
**Order no.:** 34048



Identification of each pair with individual number on jacket

### Technical Specifications

Conductor resistance:	<	90 ohm/km
Shield resistance:	<	45 ohm/km
Insulation resistance:	>	1 gohm/km
Capacitance:	<	115 nF/km
Test voltage:		1000 veff
Temperature range:	flexible installation:	-5° to +50° C
	fix installation:	-30° to +70° C

### Ordering Information

Type	Order no.	Diameter	Colour	Spool	Weight/Spool
DGS-8pair	34008	13.0 mm	black	200 m	43.3 kg
DGS-16pair	34016	18.0 mm	black	150 m	57.2 kg
DGS-24pair	34024	23.0 mm	black	100 m	57.7 kg
DGS-48pair	34048	30.0 mm	black	100 m	95.3 kg

# Halogenfree Cables

## Digital Cables (Halogenfree)

Digital 110 $\Omega$  halogenfree installation cable for AES/EBU systems. The non-corrosive jacket material chosen (flame-retarded polyolefine) allows this cable to be used for fixed installations in public buildings and in governmental installations, where halogenfree products are demanded. Precise impedance stability over the whole cable with quad-twisted strands. Large conductor diameter for accurate attenuation without skin-effect disturbances. Aluminium-foil is melt with jacket for easy removal of shield with one handling. Drain wires for quick ground connection.

Unique combination of copper wires lap screening to function as drain wires and aluminium foil for best shielding performance for digital and analog signals.

### GAC-2 CE AES/EBU ( 10660 )

# NEW



#### Construction:

1 = Jacket:

2 = Shield:

3 = Shield:

4 = Cords:

5 = Insulation:

6 = Conductors:

Polyolefine, Ø 4.6 mm , purple

Aluminium-foil

Bare copper wires, Ø 0.15 mm

'PE', quad twisted with two conductors

Foam-skin 'PE', Ø 1.55 mm white and red

Tinned copper wires (Ø 7x 0.20 mm)

#### Technical specifications:

Conductor resistance:		≤	85 Ohm/km
Attenuation:	at 1 MHz:	≤	3.5 dB/100m
	at 6 MHz: ≤		7.0 dB/100m
Insulation resistance:		≥	10 GOhm/km
Capacitance:	cond/cond:		50 nF/km
	cond/shield:		95 nF/km
Test voltage:	cond/cond:		500 Veff
	cond/shield:		2000 Veff

Specifications are subject to change without further notice.

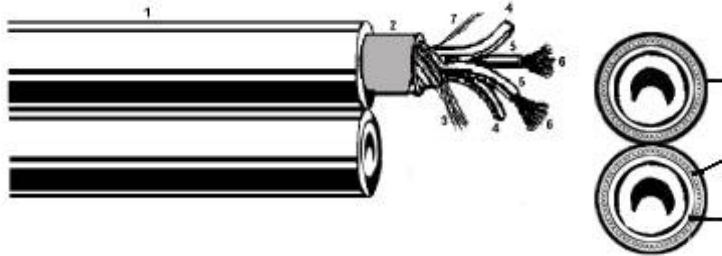
#### Ordering Information

Type	Order no.	Diameter	Colour	Spool	Weight/Spool
GAC-2 CE AES/EBU	10660	4.6 mm	purple	400 m	11.1 kg

# Digital Multipair Cables (Halogenfree)

## GAC-2pair CE AES/EBU ( 16602 )

### Using 10660 as Element



#### Construction Multipair cable


PVC-jacket, Ø 9.2 mm x 4.4 mm max. outside diameter, purple with meter length indication, made of flame-retarded polyolefine material.

Twisted shielding, copper wires 0.15 mm, covering approx. 54%

Aluminium-foil

## GAC-4pair CE AES/EBU ( 16604 )

#### Construction Multipaircable

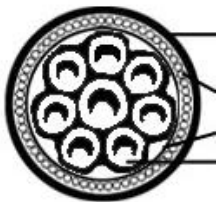


PVC-jacket, Ø 12.7 mm max. outside diameter, purple with meter length indication, made of flame-retarded polyolefine material.  
Braid shielding, copper wires Ø 0.15 mm, covering approx. 54%

Aluminium-foil  
4 pairs, individually numbered

## GAC-8pair CE AES/EBU ( 16608 )

#### Construction Multipaircable



PVC-jacket, Ø 16.5 mm max. outside diameter, purple with meter indication. Made of flame-retarded polyolefine material.  
Braid shielding, copper wires Ø 0.15 mm, covering approx. 54%  
Aluminium-foil  
8 pairs, individually numbered

#### Technical specifications:

Conductor resistance:		≤	85 Ohm/km
Attenuation:	at 1 MHz:	≤	3.5 dB/100m
	at 6 MHz: ≤		7.0 dB/100m
Insulation resistance:		≥	10 GOhm/km
Capacitance:	cond/cond:		50 nF/km
	cond/shield:		95 nF/km
	Test voltage:	cond/cond:	500 Veff
	cond/shield:		2000 Veff

#### Ordering Information

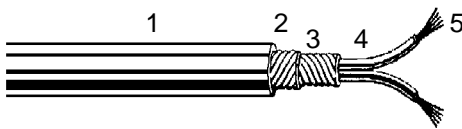
Type	Order no.	Diameter	Colour	Spool	Weight/Spool
GAC-2paar CE AES/EBU	16602	4.2 mm	purple	200 m	8.1 kg
GAC-4paar CE AES/EBU	16604	4.2 mm	purple	250 m	39.7 kg
GAC-8paar CE AES/EBU	16608	4.2 mm	purple	150 m	41.5 kg

# Analog Cables (Halogenfree)

## GAC-2/1 CE halogen-free ( 10306 )

Professional halogen-free installation cable like GAC-2/1 with PE-insulation for low capacitance. Ideal for installations and rack-wirings. The non-corrosive material enables to use this cable for fixed installations in public buildings, where halogen-free products are demanded. The jacket is made of flame-retarded polyolefin material.

### Construction



- 1 = Jacket: Polyolefin, Ø 3.5 mm max.
- 2 = Shield no. 1: Bare copper wires (0.10 mm)
- 3 = Shield no. 2: Bare copper wires (0.10 mm)
- 4 = Insulation: PE, Ø 1.15 mm, wrapped conductors, red and white
- 5 = Conductor: Bare copper wires 25 x 0.1 mm (0.20 mm<sup>2</sup>)

### Technical Specifications

Conductor resistance:	<	110 ohm/km.
Shielding resistance:	<	22 ohm/km
Capacitance (at 800 Hz):	cond/cond:	< 90 nF/km
	cond/shield:	< 150 nF/km
Characteristic impedance:	at 20 kHz:	145 ohm
Test voltage:	cond/cond:	500 veff
	cond/shield:	2000 veff
Operating voltage:		Low voltage

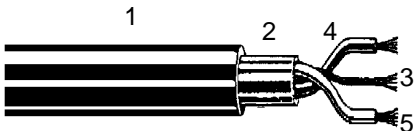
### Ordering Information

Type	Order no.	Diameter	Colour	Spool	Weight/Spool
GAC-2/1 CE	10306	3.5 mm	grey	300 m	6.4 kg

## GAC-2/foil CE halogen-free ( 10206 )

Foil-shielded, halogen-free installation cable. The non-corrosive material chosen enables to use this cable in fixed installations or public buildings, where halogen-free products are demanded. The jacket is made of flame-retarded polyolefin material.

### Construction



- 1 = Jacket: Polyolefin, Ø 3.0 mm, black
- 2 = Shield: Aluminium-Polyester foil
- 3 = Drain wire: Tinned bare copper wires, 7 x 0.20 mm (0.22 mm<sup>2</sup>)
- 4 = Insulation: PE, Ø 1.1 mm
- 5 = Conductor: Tinned bare copper wires, 7 x 0.20 mm (0.22 mm<sup>2</sup>)

### Technical Specifications

Conductor resistance:	<	90 ohm/km
Shield resistance:	<	65 ohm/km
Capacitance:	cond/cond:	< 150 nF/km
	cond/shield:	< 260 nF/km
Test voltage:	cond/cond:	500 veff
	cond/shield:	1500 veff

### Ordering Information

Type	Order no.	Diameter	Colour	Spool	Weight/Spool
GAC-2/1 CE	10206	3.0 mm	black	300 m	5.1 kg

# Gotham Audio Cables Pricelist (Suggested Retail)

Analog Cables	Order Nr.	Length/ Spool	Colour	Price/Meter*	Price/Spool	
				CHF	CHF	EURO✳
GAC-1	10001	100 m	black/blue/red/yellow	1.75	140.00	90.00
GAC-2/mini	10102	**500 m	grey/red	0.60	231.00	148.00
GAC-2/foil	10202	300 m	black	1.05	245.00	157.00
GAC-2/foil CE*	10206	**300 m	black	1.20	303.00	194.00
GAC-2/1	10301	300 m	grey	1.40	328.00	210.00
GAC-2/1 CE *	10306	**300 m	grey	1.60	392.00	253.00
GAC-2	10405	100 m	black/blue/grey/mint/pink/red/yellow	1.90	153.50	98.00
	10408	600 m	black		880.00	564.00
	10409	1000 m	black		1'480.00	947.00
GAC-2 V1 low noise	10421	100 m	black	2.10	174.00	111.00
GAC-2 PUR	10502	100 m	blue	3.50	286.00	183.00
GAC-3	10701	100 m	black/grey	2.30	194.00	124.00
GAC-3 (5.8 mm)	10801	100 m	black	2.30	194.00	124.00
GAC-4/1 mini	10901	250 m	grey	2.10	440.00	282.00
GAC-4/1	11001	100 m	black	2.90	240.00	154.00
		300 m	black	2.90	702.00	449.00
GAC-7 Tube	20101	200 m	grey	5.10	858.00	549.00
GAC-SW 2111	10550	150 m	grey	2.45	308.70	198.00

\*\* Longer spools on request

Speaker Cables	Order Nr.	Length/ Spool	Colour	Price/Meter*	Price/Spool	
				CHF	CHF	EURO✳
GAC-SPK 2 x 2.5mm <sup>2</sup>	50150	200 m	blue	4.25	705.00	451.00

Digital Cables	Order Nr.	Length/ Spool	Colour	Price/Meter*	Price/Spool	
				CHF	CHF	EURO✳
GAC-1 S/PDIF	10060	100 m	purple	2.05	163.00	104.00
GAC-2/mini AES/EBU	10620	200 m	purple	1.90	312.00	200.00
GAC-2/foil AES/EBU	10651	100 m	purple	1.20	105.00	67.00
GAC-2 AES/EBU	10601	200 m	purple	2.90	484.00	310.00
GAC-2/CE AES/EBU*	10660	400 m	purple	1.40	471.00	301.00

\*halogen free Cables

DGS Analog Cables	Order Nr.	Length/ Spool	Colour	Price/Meter*	Price/Spool	
				CHF	CHF	EURO✳
DGS-1	60001	100 m	black***	1.55	125.00	80.00
DGS-2	70108	100 m	black***	1.70	135.00	86.00
DGS-2/1	40301	300 m	black	1.10	265.00	170.00

\*\*\*additional colours on request

**Terms:** Prices are in Swiss Francs (CHF), **ex works Regensdorf (Switzerland)**. Spools and packing material are included. Payment terms as arranged E.O.&E. Subject to change without prior notice

**Internet:** Full product information and retail prices can also be seen on our web-page:

[www.gotham.ch](http://www.gotham.ch)

# Gotham Multipair Cables Pricelist (Suggested Retail)

Analog Cables	Order Nr.	Length/Spool	Colour	Price/Spool	
				CHF	EURO*
GAC-2pair round	13001	200 m	grey	642.00	411.00
GAC-2pair flat	12001	200 m	grey	495.00	317.00
Analog Cables	Order Nr.	Length/Spool	Colour	Price/Meter	
				CHF	EURO*
GAC-2pair round	13001	max. 150 m	grey	5.00	3.20
GAC-2pair flat	12001	max. 200 m	grey	3.00	1.90
GAC-4pair	14001	max. 300 m	grey	6.60	4.30
GAC-8pair	14003	max. 200 m	grey	11.55	7.40
GAC-10pair	14004	max. 200 m	grey	14.20	9.10
GAC-12pair	14005	max. 200 m	grey	16.40	10.50
GAC-16pair	14006	max. 150 m	grey	21.10	13.50
GAC-24pair	14009	max. 100 m	grey	30.40	19.50
GAC-34pair	14012	max. 100 m	grey	44.00	28.20

Digital Cables	Order Nr.	Length/Spool	Colour	Price/Meter	
				CHF	EURO*
<b>Halogenfree Multipair Cables</b>					
GAC-2pair CE AES/EBU*	16602	max. 200 m	purple	2.90	1.90
GAC-4pair CE AES/EBU*	16604	max. 100 m	purple	9.45	6.10
GAC-8pair CE AES/EBU*	16608	max. 100 m	purple	16.50	10.60
<b>High flexible Multipair Cables</b>					
GAC-4pair mini AES/EBU	16504	max. 250 m	purple	6.50	4.20
GAC-8pair mini AES/EBU	16508	max. 200 m	purple	12.75	8.20
GAC-12pair mini AES/EBU	16512	max. 200 m	purple	19.15	12.30
<b>Foil-Shielded Multipair Cables</b>					
GAC-4/foil AES/EBU	16304	max. 100 m	purple	5.50	3.50
GAC-8/foil AES/EBU	16308	max. 100 m	purple	10.50	6.80
GAC-12/foil AES/EBU	16312	max. 150 m	purple	13.10	8.40

\* halogen free Cables

DGS Analog Cables	Order Nr.	Length/Spool	Colour	Price/Meter	
				CHF	EURO*
DGS-8pair	34008	max. 200 m	black	9.10	5.80
DGS-16pair	34016	max. 150 m	black	17.00	10.90
DGS-24pair	34024	max. 100 m	black	25.20	16.10
DGS-48pair	34048	max. 100 m	black	50.35	32.20

**Terms:** Prices are in Swiss Francs (CHF), **ex works Regensdorf (Switzerland)**. Spools and packing material are included. Payment terms as arranged E.O.&E. Subject to change without prior notice

**Internet:** Full product information and retail prices can also be seen on our web-page:

<http://www.gotham.ch>

[www.gotham.ch](http://www.gotham.ch)



**Gotham AG**  
**Althardstrasse 238**  
**CH-8105 Regensdorf**

**TEL: 0041 (0) 1 840 01 44**  
**FAX: 0041 (0) 1 841 07 26**  
**Email: [gac@gotham.ch](mailto:gac@gotham.ch)**